

# ShotMarker Tablet Quick Reference


Remember to turn on the Access Point first!

Swipe down from top for quick access to brightness, battery, and Wifi network



Open Chrome and navigate to 192.168.100.1

View all apps installed on the tablet

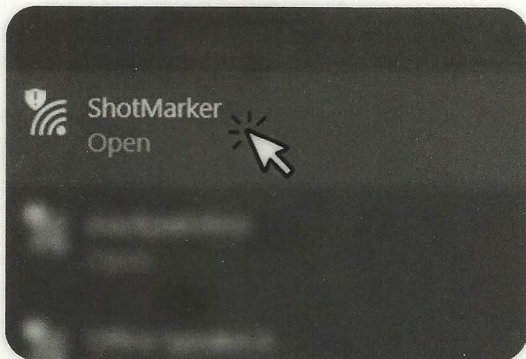


Force close open applications if they become unresponsive

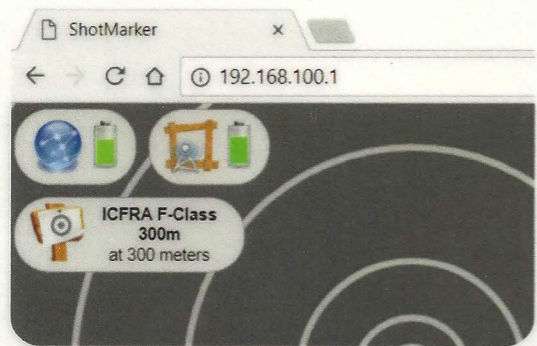
Take a screenshot

Go back to this home screen

## Connecting to ShotMarker



Connect to Wifi network  
**ShotMarker**



Navigate your web browser to  
**192.168.100.1**